



PUBLIC PERFORMANCE REVIEW

Disparities in High School Graduation Rates & Student Success

February 22, 2023



WELCOME

PRESENTED BY:

- MANDEEP KAUNDAL, DIRECTOR, RESULTS WASHINGTON

Building Logistics


- Emergency exits are located through the conference room doors directly ahead
- Restrooms are located outside of the conference room next to the elevators
- Attendees will find a QR code and a physical survey located on conference room tables
- ASL interpretation is being provided for today's meeting
- Our meeting is being live-streamed by TVW
- Meeting materials are located at www.results.wa.gov

Topic Selection

- High school graduation rates is tied to the Governor's strategic goal 1: World-Class Education
- Recommended by leaders across the state to review disparities in graduation rates and determine if alternate graduation pathways are helping to reduce barriers
- Progress and initiatives presented by:
 - Office of Superintendent of Public Instruction
 - Department of Children, Youth, and Families
 - State Board for Community and Technical Colleges



Governor's Opening Remarks

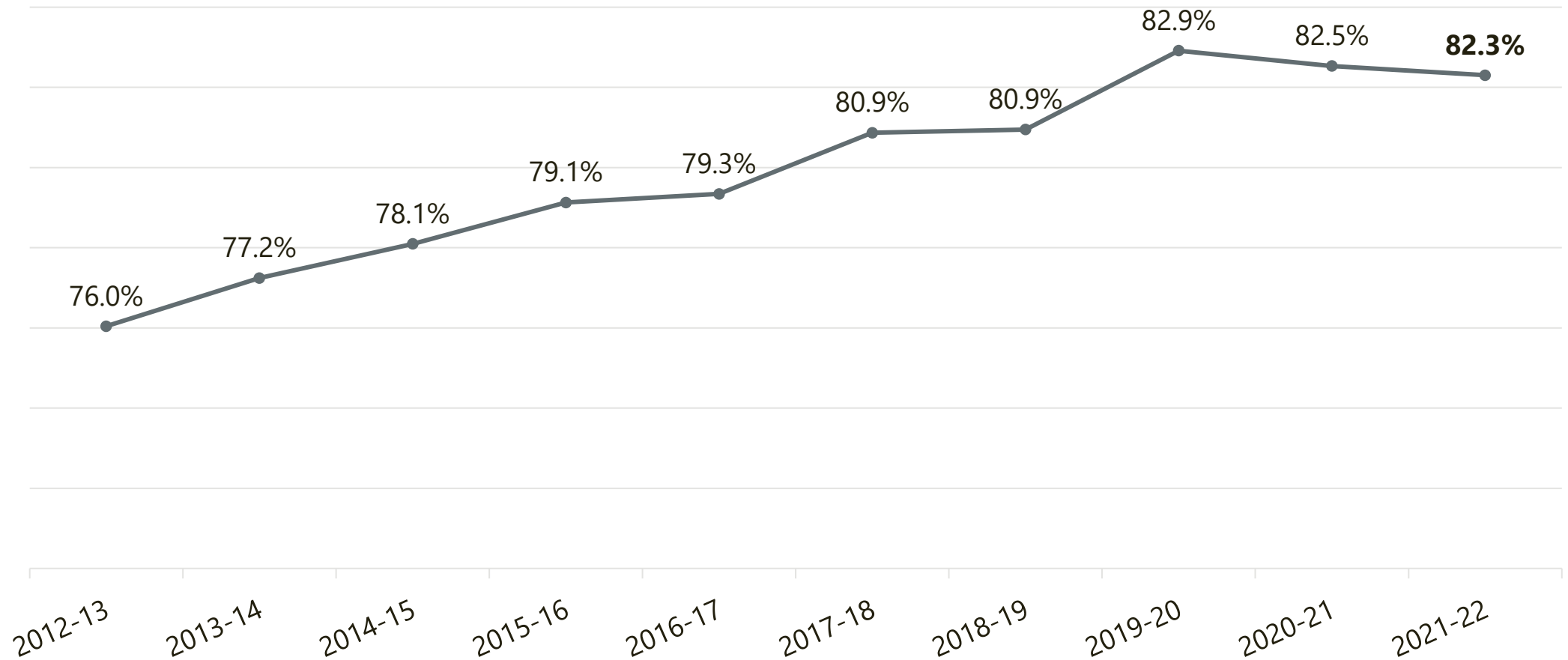
The background of the slide features a large, faint, circular seal of the State of Washington. The seal contains a portrait of George Washington and the text "THE STATE OF WASHINGTON" around the top and "1889" at the bottom.

HIGH SCHOOL GRADUATION RATES & STUDENT SUCCESS INTRODUCTION

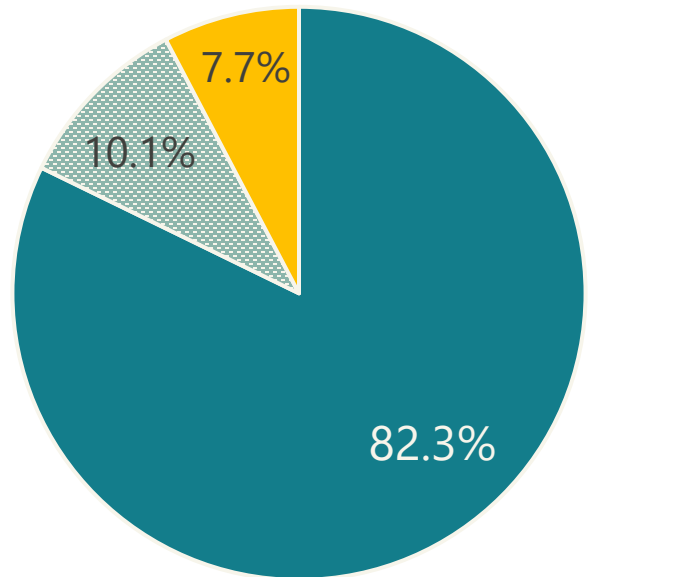
PRESENTED BY:

- DEB CAME, PH.D., ASSISTANT SUPERINTENDENT OF ASSESSMENT AND STUDENT INFORMATION, OFFICE OF SUPERINTENDENT OF PUBLIC INSTRUCTION

Washington 4-Year Graduation Rate



Class of 2022 Adjusted Cohort 4-Year Graduation Rate



■ Graduation Rate
■ Continuing Rate

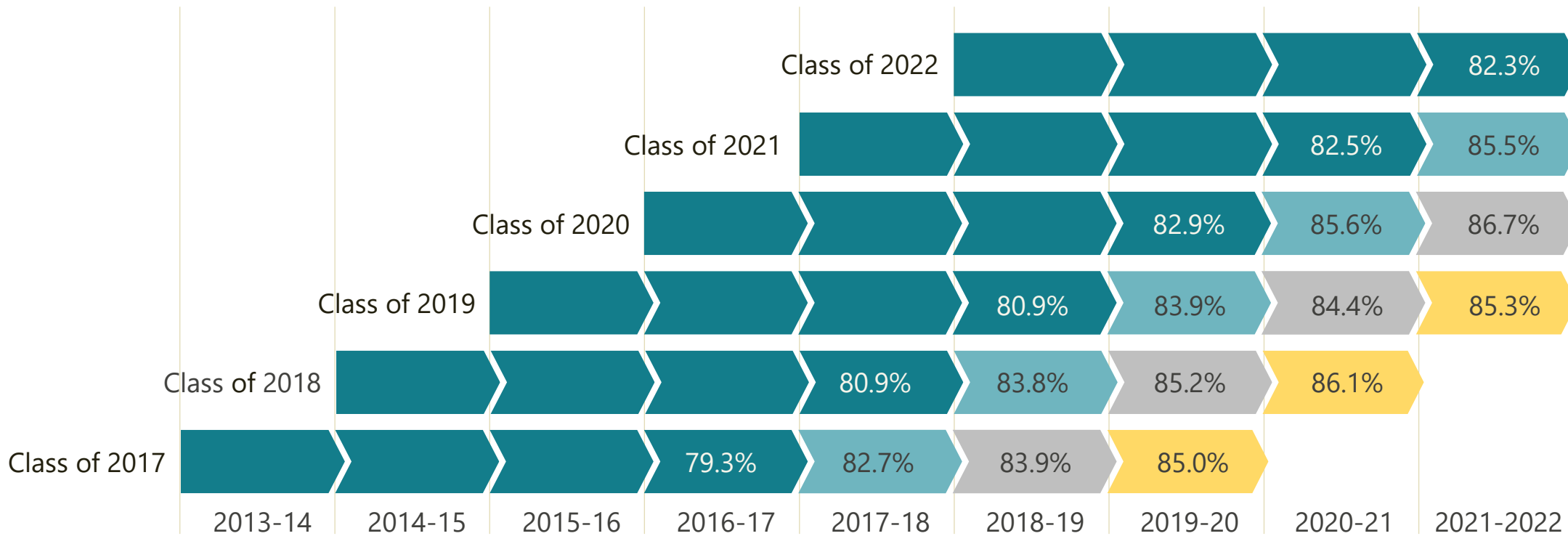
■ Dropout Rate

Among **85,240** students who first started 9th grade in 2018-19:

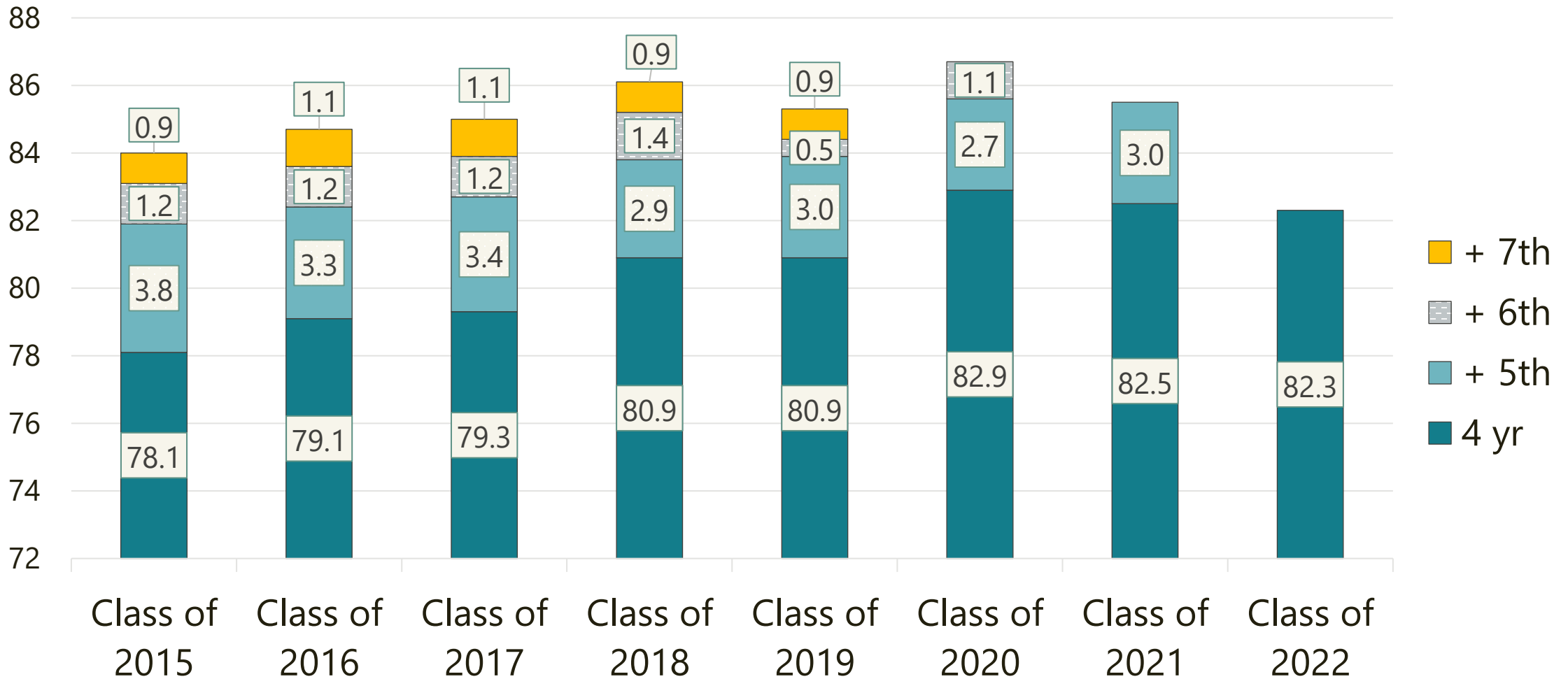
70,121 graduated within 4 years



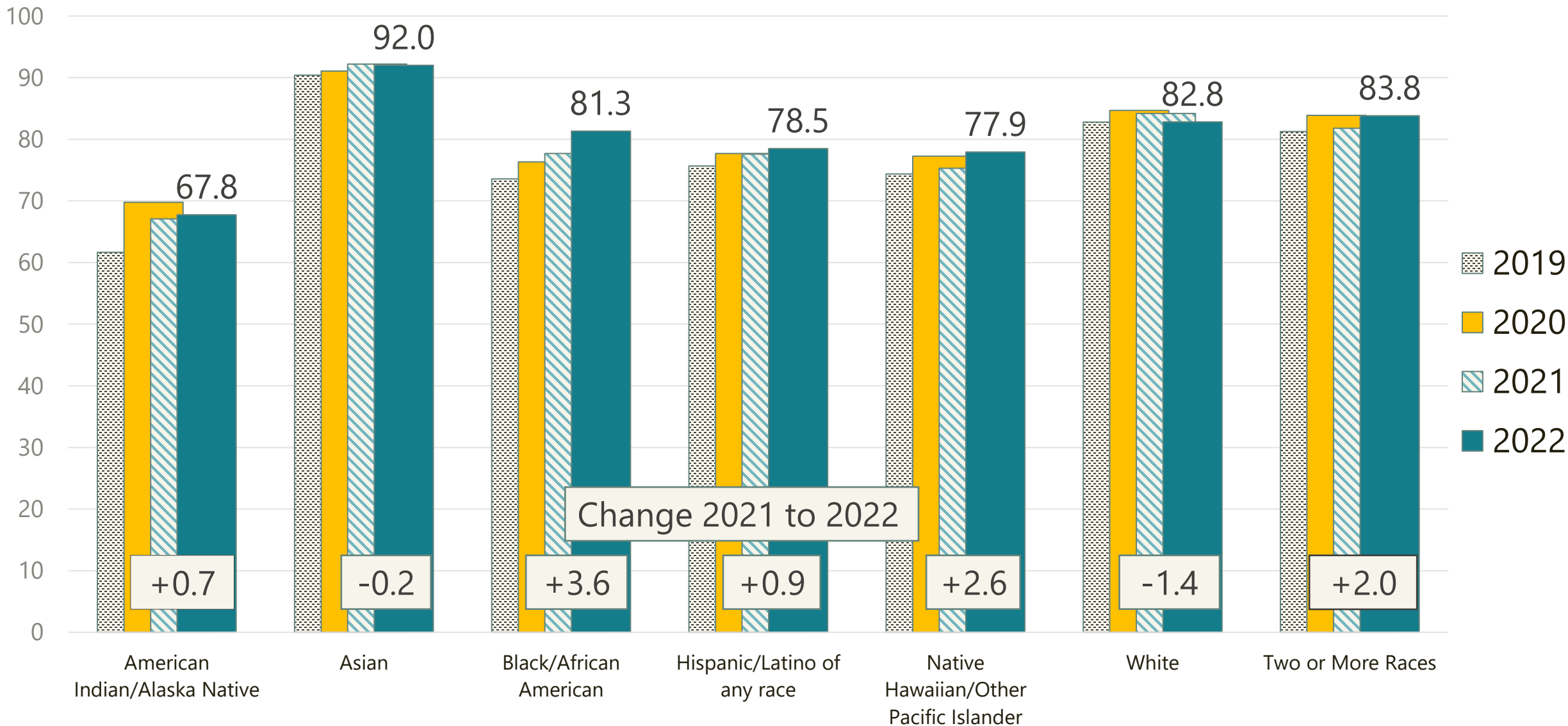
Washington Graduation Rates (4, 5, 6, and 7 year cohort rates)



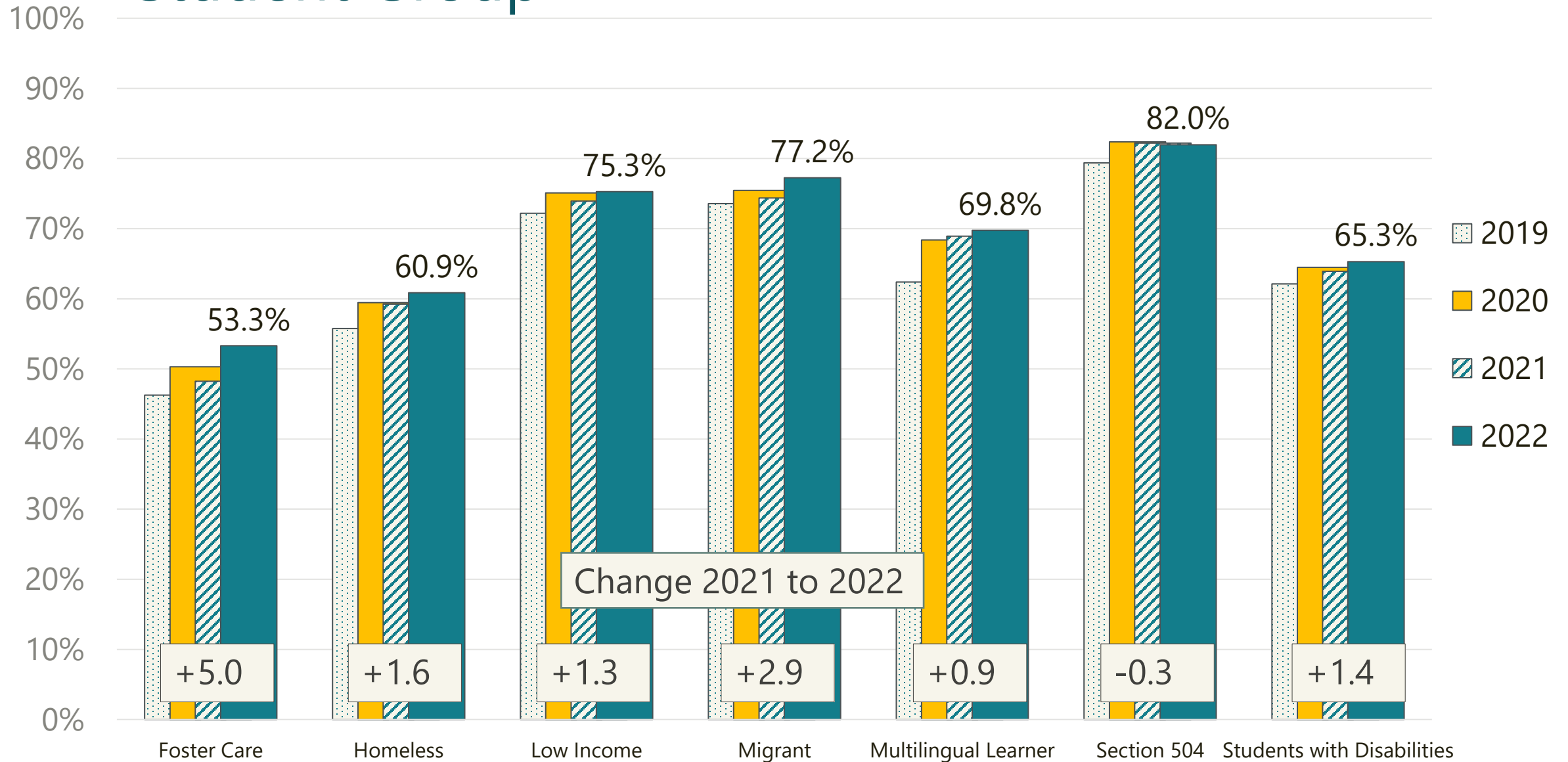
4, 5, 6, and 7-Year Graduation Rates



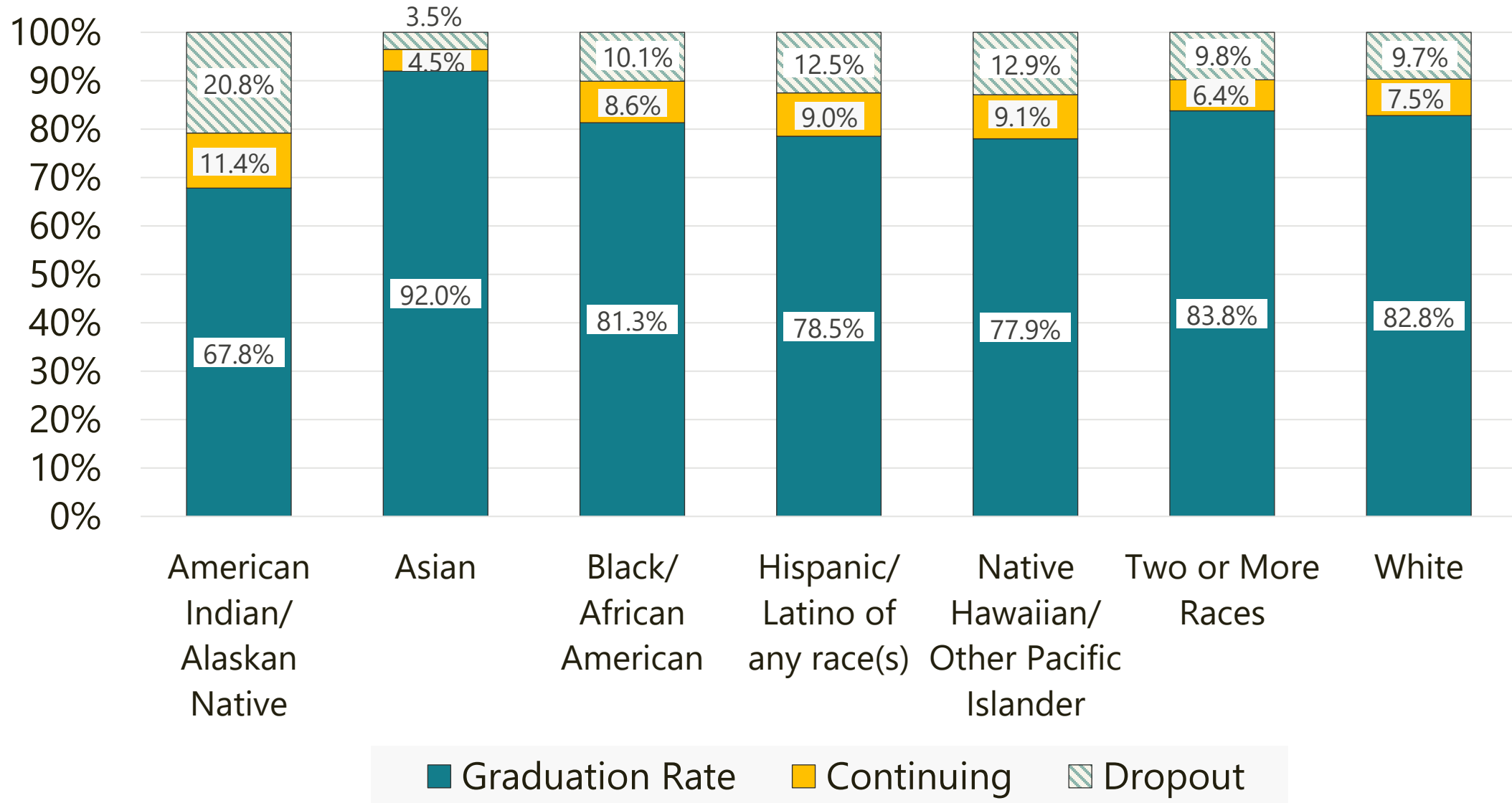
Graduation Rate (4-year cohort): 2019 – 2022 by Race and Ethnicity



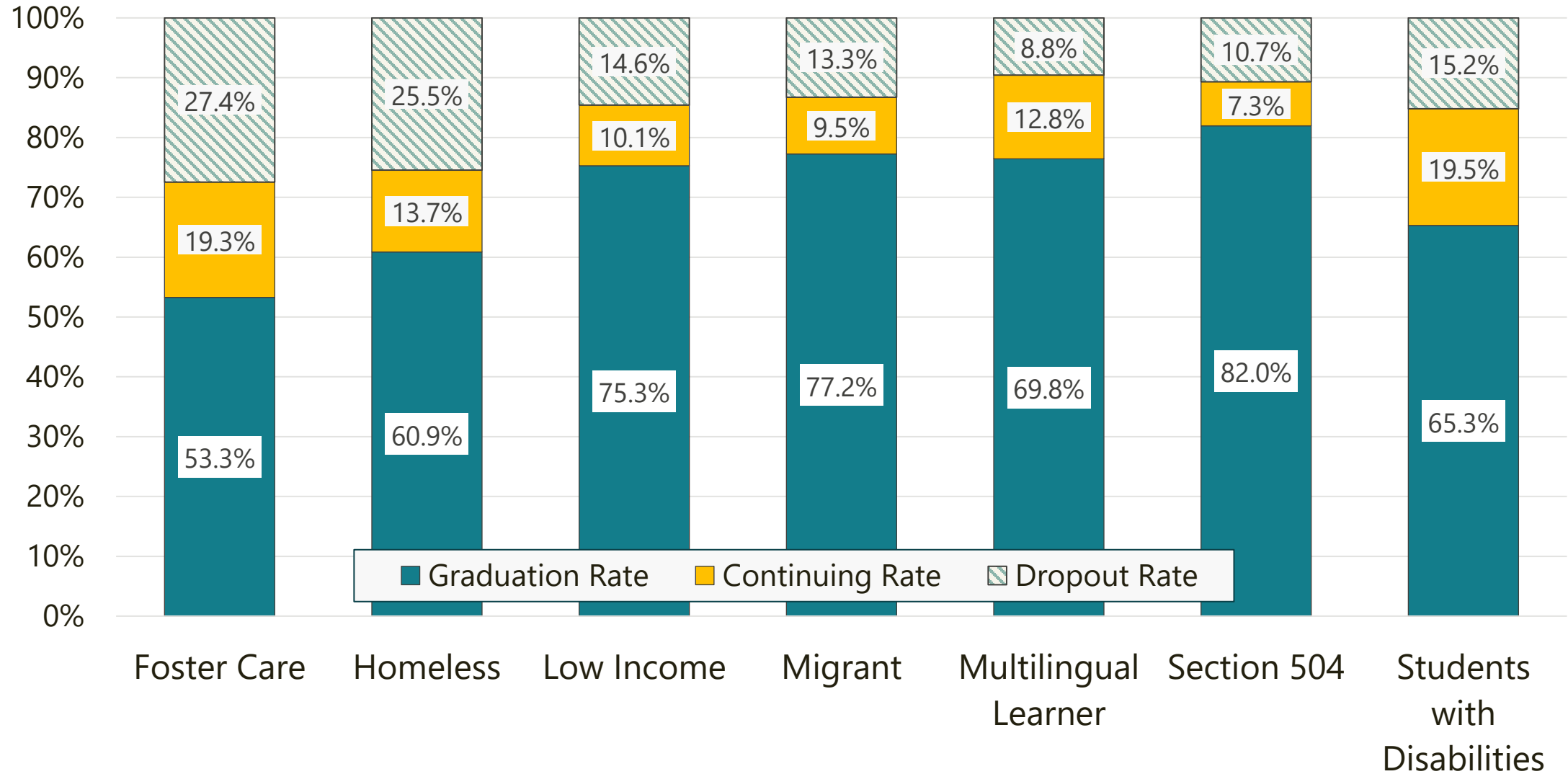
Graduation Rate (4-year cohort) 2019 – 2022 by Student Group



2022 Graduation Status by Race/Ethnicity




2022 Graduation Status by Student Group



A large, faint, circular seal of the State of Washington is visible in the background. It features a portrait of George Washington in the center, surrounded by the text "THE STATE OF WASHINGTON" at the top and "1889" at the bottom.

Governor Q&A




PROGRESS AND INITIATIVES: DEPARTMENT OF CHILDREN, YOUTH, AND FAMILIES

PRESENTED BY:

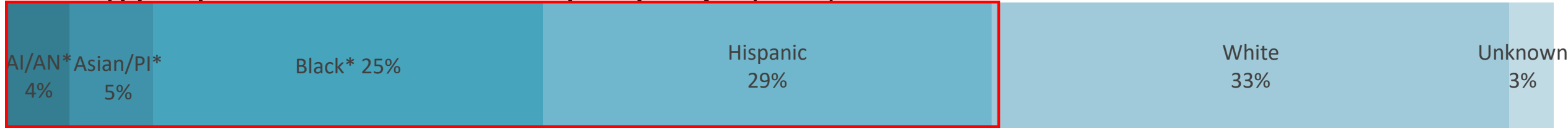
- FELICE UPTON, JUVENILE REHABILITATION ASSISTANT SECRETARY, DEPARTMENT OF CHILDREN, YOUTH, AND FAMILIES
- CAROLYN WATKINS, PRINCIPAL OF OAKRIDGE COMMUNITY FACILITY SCHOOL
- MOHAMED KASEIN, OPEN DOORS GRADUATE

Who are we serving in JR?

- Nine of ten JR young people are male (93%)




- Young people of color are the majority in JR (64%)



*American Indian/Alaska Native (AI/AN) – Multiracial, Asian/Pacific Islander –Multiracial, and Black – Multiracial categories have been combined with AI/AN, Asian/PI and Black respectively, according to the [WSRDAC M standard](#).

- 61% of young people in JR are age 18 or older, 21% are age 21 and over

Current Age:



Due to rounding, age categories do not sum to 100%.

Green Hill School

- ◆ 228 Students Served
- ◆ 43% Received Special Education Services
- ◆ 52 Diplomas Awarded
- ◆ 8 GEDs Awarded



Echo Glen School

- ◆ 198 Students Served
- ◆ 53% Received Special Education Services
- ◆ 4 Diplomas Awarded
- ◆ 11 GEDs Awarded

2021-2022 School Year

Guided Pathways to Successfully Launching Young People



Education (includes post-secondary)

Pre-Employment

Pre-apprenticeships
Work-based learning
Vocational programs
Certifications

Employment



CREATING PROMISING FUTURES

PRESENTED BY CAROLYN WATKINS, PRINCIPAL
OAKRIDGE COMMUNITY FACILITY



Manufacturing Academy: A Collective Partnership



Washington State Department of
CHILDREN, YOUTH & FAMILIES



6-month pre-apprenticeship program

32 college credits

Earn high school credits

Internship with local employers



Finding Success For Each



11 students served during the 2021-2022 school year



100% of our most recent cohort earned high school diplomas



50% were honored with leadership and collaboration awards



70% of participants graduated before moving on to the next program



MY EXPERIENCE WITH OPEN DOORS

PRESENTED BY MOHAMED KASEIN, 2022 OPEN DOORS GRADUATE



Washington State Department of
CHILDREN, YOUTH & FAMILIES

A large, faint, circular seal of the State of Washington is visible in the background. It features a portrait of George Washington in the center, surrounded by the text "THE STATE OF WASHINGTON" at the top and "1889" at the bottom.

Governor Q&A



PROGRESS AND INITIATIVES: STATE BOARD FOR COMMUNITY AND TECHNICAL COLLEGES

PRESENTED BY:

- WILLIAM DURDEN, DIRECTOR OF BASIC EDUCATION FOR ADULTS, STATE BOARD FOR COMMUNITY AND TECHNICAL COLLEGES
- JANELYS CANTUN, HIGH SCHOOL+ GRADUATE



High School+ Program Overview

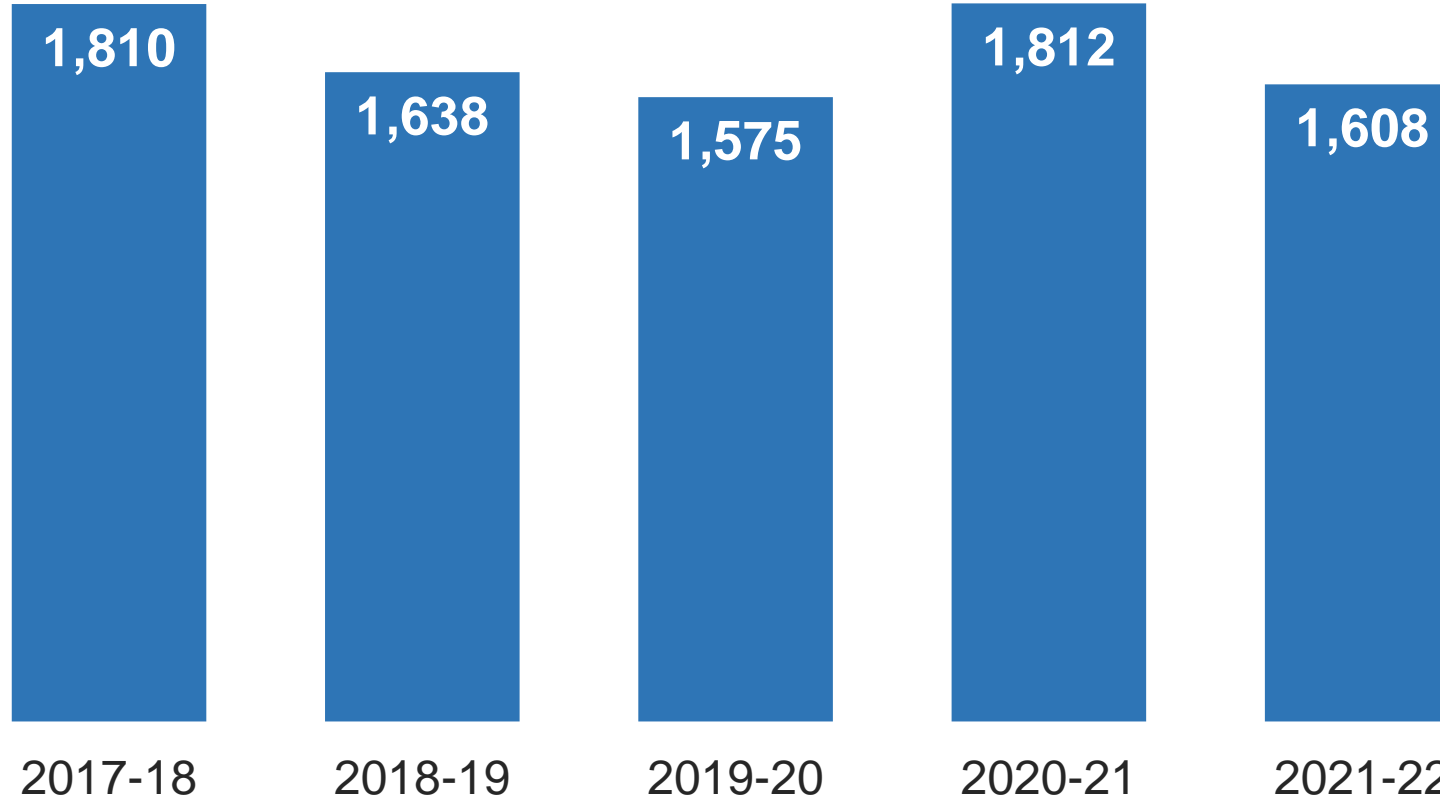
- High school diploma program offered by Washington state community and technical colleges.
- Offers adults 18 years and older an opportunity earn a high school diploma at a college.
- Students can take college classes while they are finishing up their diploma for a seamless transition to a college program of study.



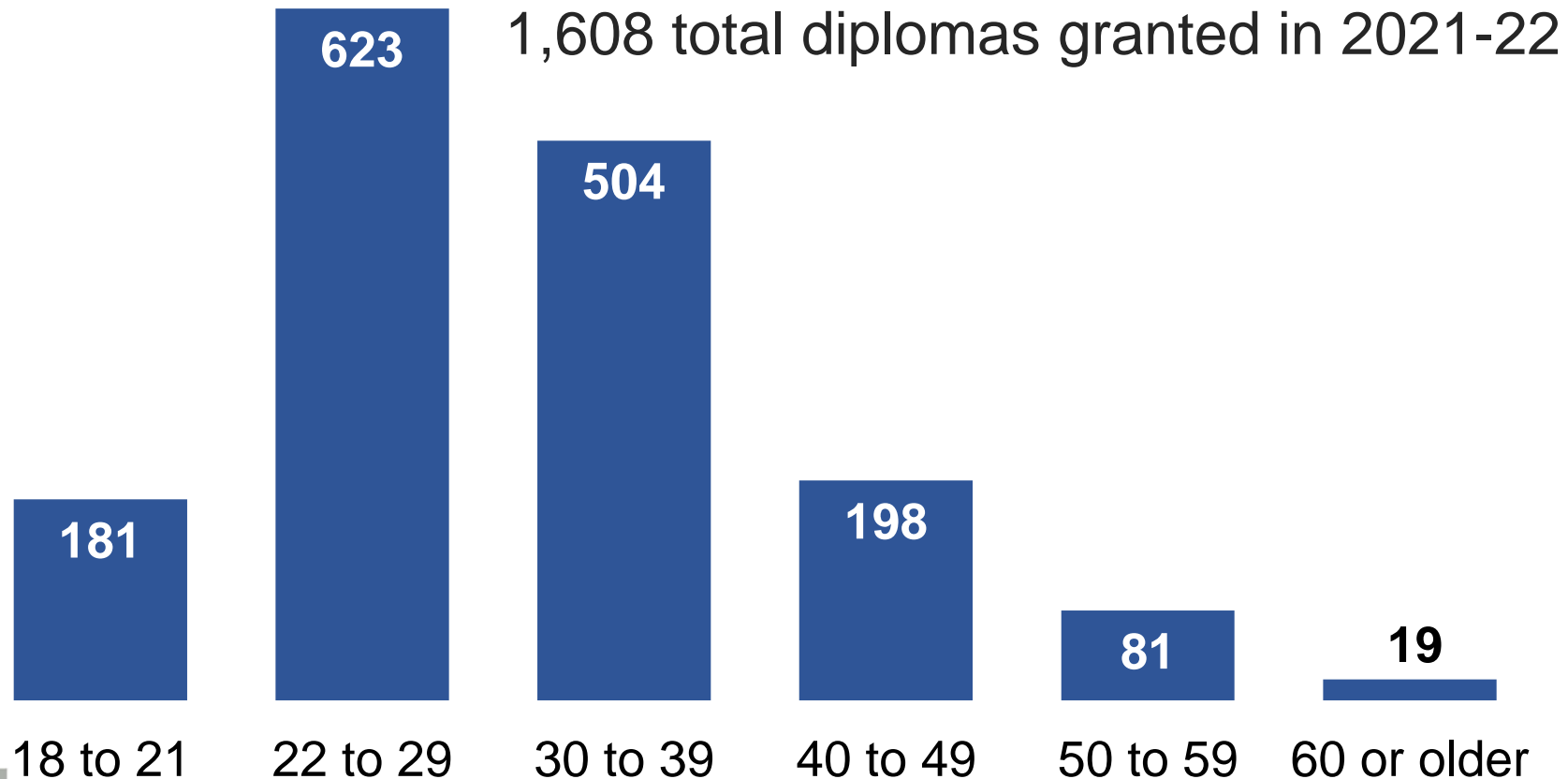
High School+ Program Highlights

- Students take a prior learning assessment that gives them credit for any high school credits previously earned, and relevant life, work, and military experience can be counted as well.
- The program then offers additional coursework to help fill in the gaps.

8,349 High School+ diplomas granted over five years

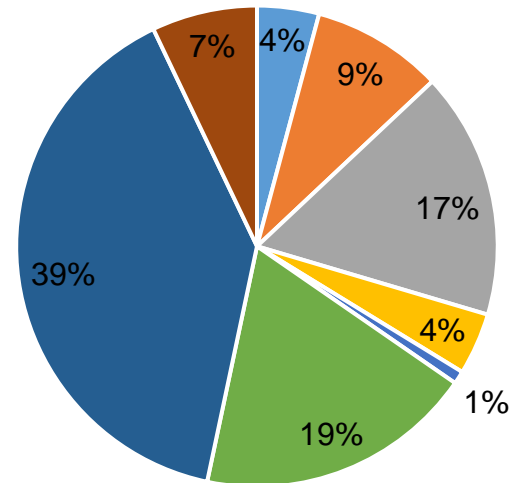


High School+ Diplomas Granted by Age



High School+ Diplomas Granted by Race/Ethnicity

2021-22



- Asian
- Black
- Hispanic
- Native American
- Native Hawaiian
- Two or More Races
- White
- Other



High School + Conclusion

- Most students come to our college transitions center thinking the GED is their only option. Many find the High School+ program better meets their needs.
- High School+ changes the life trajectory not just of the students, but of their families and communities.

High School+ Student Success Story

Janelys Cantun

A large, faint, circular seal of the State of Washington is visible in the background. It features a portrait of George Washington in the center, surrounded by the text "THE STATE OF WASHINGTON" at the top and "1889" at the bottom.

Governor Q&A

The background of the slide features a large, faint, circular seal of the State of Washington. The seal contains a portrait of George Washington and the text "THE STATE OF WASHINGTON" and "1889".

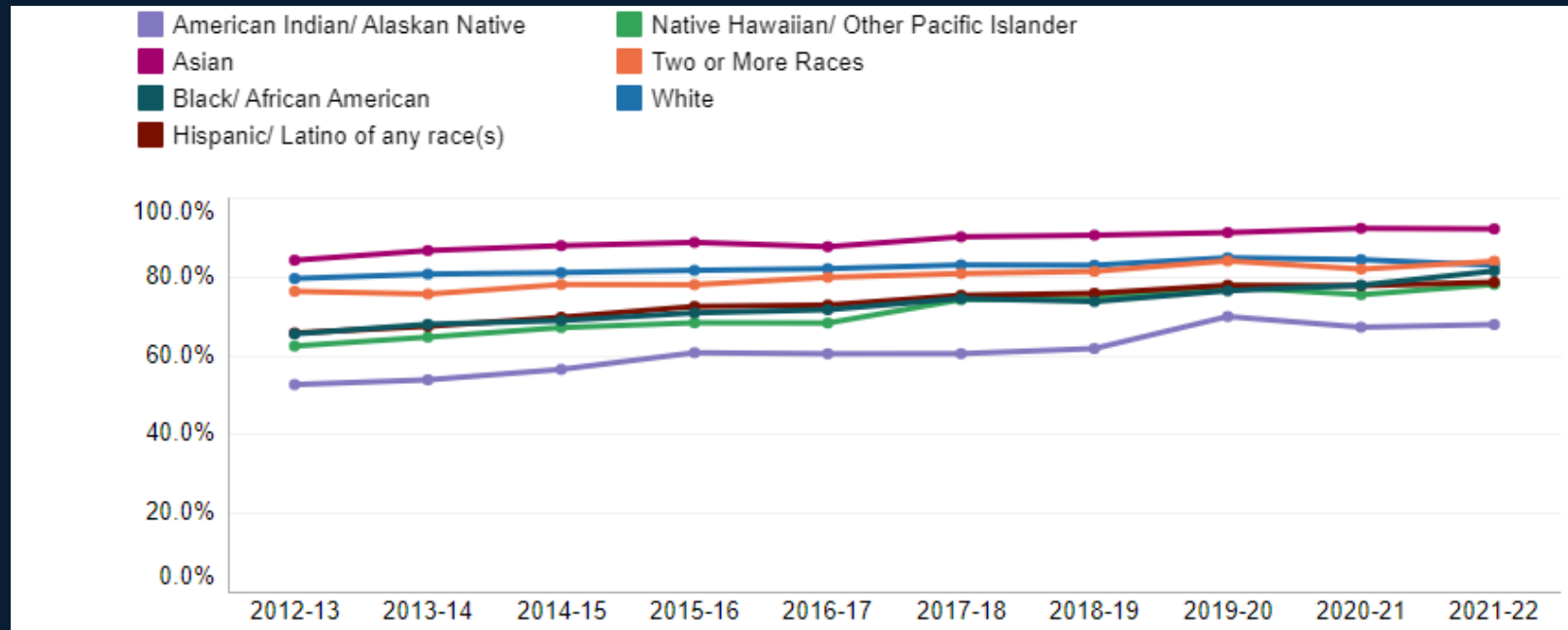
FUTURE COMMITMENTS & NEXT STEPS

PRESENTED BY:

- MADDY THOMPSON, EDUCATION SENIOR POLICY ADVISOR, OFFICE OF THE GOVERNOR

Key Take-Aways

- Disparities in high school graduation rates persist, though there have been improvements. See WA grad rates by federal race/ethnicity:



Source: OSPI Report card : <https://washingtonstatereportcard.ospi.k12.wa.us/ReportCard/ViewSchoolOrDistrict/103300>



Key Take-Aways

WA Grad Rates by Race/Ethnicity (federal reporting categories)			
Race/Ethnicity	Grad Rate in 2013	Grad Rate in 2022	Percent Change
American Indian / Alaska Native	52.5%	67.8%	+15.3%
Asian	84.1%	92%	+7.9%
Black / African American	65.4%	81.3%	+15.9%
Hispanic / Latino of any race(s)	65.6%	78.5%	+12.9%
Native Hawaiian / Other Pacific Islander	62.3%	77.9%	+15.6%
Two or More Races	76.2%	83.8%	+7.6%
White	79.4%	82.8%	+3.4%

Source: Derived from data on OSPI Report card : <https://washingtonstatereportcard.ospi.k12.wa.us/ReportCard/ViewSchoolOrDistrict/103300>



Key Take-Aways

- **Programs that offer alternative methods to complete high school provide a pathway for students to achieve their dreams.**
- **A larger proportion of students in institutional education need to catch up on credits. Students often need more access to timely special education evaluations and supports.**



Additional Consideration:

The racial and ethnic composition of the student body has become much more diverse in the past two decades.





Governor Q&A

THANK YOU FOR ATTENDING TODAY!

PLEASE TAKE A MOMENT TO COMPLETE OUR
BRIEF SURVEY USING THE QR CODE BELOW:



YOU CAN VIEW THE RECORDING OF TODAY'S
MEETING AT:

[HTTPS://RESULTS.WA.GOV/MEASURING-
PROGRESS/PUBLIC-PERFORMANCE-REVIEWS](https://results.wa.gov/measuring-progress/public-performance-reviews)



Governor's Closing Remarks